


MADE IN  
**USA**

**ARMSTRONG**  
INDUSTRIAL HAND TOOLS

MADE IN  
**USA**



MERCHANDISING DISPLAY PROGRAM

# Merchandising Like You've Never Seen It Before . . .


Introducing the Armstrong Industrial Hand Tools Display Board Program — the most innovative and dynamic hand tool display system in the industry. Designed to enhance the awareness of your professional hand tool line, this one-of-a-kind program will improve mix and inventory turns while providing flexibility for customizing your own board. All boards utilize a universal “chassis” that is 23" x 29" and has 1/2" on center pin holes. Our tool board system allows you to stack or position boards side-by-side to create a display with impact. Plan-o-grammed overlays, featuring new graphics to include the Armstrong “strong arm” icon, make setup simple and provide the opportunity to update boards regularly at a minimum cost. It's just another way we support your sales of Armstrong Industrial Hand Tools — with powerful merchandising to help make your tool sales, and profits, grow!

95-900\*



Universal Merchandiser

95-915



1/4" Drive Sockets and Drive Tools

95-920



3/8" Drive Sockets and Drive Tools

95-921



1/4" & 3/8" Dr Industrial Finish Sockets and Tools

95-925



1/2" Drive Industrial Finish Sockets and Tools

95-926




1/2" Drive Sockets

95-927



1/2" Drive Tools

95-928



3/8" and 1/2" Drive Metric Sockets

95-929



3/4" Drive Sockets and Drive Tools

95-930



Combination Wrenches

95-931



Adjustable Wrenches

95-932



Metric Combination Wrenches

95-933\*



Ratcheting Box Wrenches

95-934\*



Open End Wrenches

95-937\*



Pipe Wrenches

95-941\*



Hammers

95-955



Plain Handle Screwdrivers

95-935\*




Specialty Wrenches

95-938



Torque Wrenches

95-945



Punches and Chisels

95-956\*



Cushion Grip Screwdrivers, Nut Drivers

95-936\*



Industrial Finish Combination Wrenches

95-940



Soft Face Hammers and Tips

95-950



C-Clamps

95-960



Cushion Grip Pliers



\* Board includes generic overlay, not preprinted.

**95-915**  
**1/4" DRIVE SOCKETS & DRIVE TOOLS**

Product	Description	Qty
10-004	1/8" 6PT STD SKT	1
10-005	5/32" 6PT STD SKT	1
10-006	3/16" 6PT STD SKT	1
10-007	7/32" 6PT STD SKT	1
10-008	1/4" 6PT STD SKT	1
10-009	9/32" 6PT STD SKT	1
10-010	5/16" 6PT STD SKT	1
10-011	11/32" 6PT STD SKT	1
10-012	3/8" 6PT STD SKT	1
10-014	7/16" 6PT STD SKT	1
10-016	1/2" 6PT STD SKT	1
10-018	9/16" 6PT STD SKT	1
10-106	3/16" 12PT STD SKT	1
10-107	7/32" 12PT STD SKT	1
10-108	1/4" 12PT STD SKT	1
10-109	9/32" 12PT STD SKT	1
10-110	5/16" 12PT STD SKT	1
10-111	11/32" 12PT STD SKT	1
10-112	3/8" 12PT STD SKT	1
10-114	7/16" 12PT STD SKT	1
10-116	1/2" 12PT STD SKT	1
10-118	9/16" 12PT STD SKT	1
10-204	1/8" 6PT DEEP SKT	1
10-205	5/32" 6PT DEEP SKT	1
10-206	3/16" 6PT DEEP SKT	1
10-207	7/32" 6PT DEEP SKT	1
10-208	1/4" 6PT DEEP SKT	1
10-209	9/32" 6PT DEEP SKT	1
10-210	5/16" 6PT DEEP SKT	1
10-211	11/32" 6PT DEEP SKT	1
10-212	3/8" 6PT DEEP SKT	1
10-214	7/16" 6PT DEEP SKT	1
10-216	1/2" 6PT DEEP SKT	1
10-218	9/16" 6PT DEEP SKT	1
10-306	3/16" 12PT DEEP SKT	1
10-307	7/32" 12PT DEEP SKT	1
10-308	1/4" 12PT DEEP SKT	1
10-309	9/32" 12PT DEEP SKT	1
10-310	5/16" 12PT DEEP SKT	1
10-311	11/32" 12PT DEEP SKT	1
10-312	3/8" 12PT DEEP SKT	1
10-314	7/16" 12PT DEEP SKT	1
10-316	1/2" 12PT DEEP SKT	1
10-318	9/16" 12PT DEEP SKT	1
10-703	.050" STD HEXDRVR SKT	1
10-704	1/16" STD HEXDRVR SKT	1
10-705	5/64" STD HEXDRVR SKT	1
10-706	3/32" STD HEXDRVR SKT	1
10-707	7/64" STD HEXDRVR SKT	1
10-708	1/8" STD HEXDRVR SKT	1
10-709	9/64" STD HEXDRVR SKT	1
10-710	5/32" STD HEXDRVR SKT	1
10-711	3/16" STD HEXDRVR SKT	1
10-712	7/32" STD HEXDRVR SKT	1
10-713	1/4" STD HEXDRVR SKT	1
10-714	5/16" STD HEXDRVR SKT	1
10-801	1/4" SCREWDRVR SKT	1
10-802	3/16" SCREWDRVR SKT	1
10-821	#1 TIP SCREWDRVR BIT	1
10-822	#2 TIP SCREWDRVR BIT	1
10-823	#3 TIP SCREWDRVR BIT	1
10-868	T8 TORXDRVR SKT	1
10-870	T10 TORXDRVR SKT	1
10-872	T15 TORXDRVR SKT	1
10-874	T20 TORXDRVR SKT	1
10-876	T25 TORXDRVR SKT	1
10-878	T27 TORXDRVR SKT	1
10-880	T30 TORXDRVR SKT	1
10-918	HINGE HANDLE 5-3/4	1
10-921	EXTENSION 2	1
10-922	EXTENSION 3-1/2	1
10-923	EXTENSION 6	1
10-925	EXTENSION 14	1
10-929	FLEX EXTNSION 6	1
10-935	SPEEDER 15-3/4	1
10-938	T-HANDLE	1
10-943	PLASTIC HANDLE DRIVER	1
10-947	UNIVERSAL JOINT	1
10-952	ADAPTER 3/8 MALE	1
10-972	RATCHET 4-3/4	1

**95-920**  
**3/8" DRIVE SOCKETS & DRIVE TOOLS**

Product	Description	Qty
11-008	1/4" 6PT SKT	1
11-010	5/16" 6PT SKT	1
11-012	3/8" 6PT SKT	1

11-014	7/16" 6PT SKT	1
11-016	1/2" 6PT SKT	1
11-018	9/16" 6PT SKT	1
11-020	5/8" 6PT SKT	1
11-022	11/16" 6PT SKT	1
11-024	3/4" 6PT SKT	1
11-026	13/16" 6PT SKT	1
11-028	7/8" 6PT SKT	1
11-030	15/16" 6PT SKT	1
11-032	1" 6PT SKT	1
11-108	1/4" 12PT SKT	1
11-110	5/16" 12PT SKT	1
11-112	3/8" 12PT SKT	1
11-114	7/16" 12PT SKT	1
11-116	1/2" 12PT SKT	1
11-118	9/16" 12PT SKT	1
11-120	5/8" 12PT SKT	1
11-122	11/16" 12PT SKT	1
11-124	3/4" 12PT SKT	1
11-126	13/16" 12PT SKT	1
11-128	7/8" 12PT SKT	1
11-130	15/16" 12PT SKT	1
11-132	1" 12PT SKT	1
11-208	1/4" 6PT DEEP SKT	1
11-210	5/16" 6PT DEEP SKT	1
11-212	3/8" 6PT DEEP SKT	1
11-214	7/16" 6PT DEEP SKT	1
11-216	1/2" 6PT DEEP SKT	1
11-218	9/16" 6PT DEEP SKT	1
11-220	5/8" 6PT DEEP SKT	1
11-222	11/16" 6PT DEEP SKT	1
11-224	3/4" 6PT DEEP SKT	1
11-226	13/16" 6PT DEEP SKT	1
11-228	7/8" 6PT DEEP SKT	1
11-230	15/16" 6PT DEEP SKT	1
11-232	1" 6PT DEEP SKT	1
11-308	1/4" 12PT DEEP SKT	1
11-310	5/16" 12PT DEEP SKT	1
11-312	3/8" 12PT DEEP SKT	1
11-314	7/16" 12PT DEEP SKT	1
11-316	1/2" 12PT DEEP SKT	1
11-318	9/16" 12PT DEEP SKT	1
11-320	5/8" 12PT DEEP SKT	1
11-322	11/16" 12PT DEEP SKT	1
11-324	3/4" 12PT DEEP SKT	1
11-326	13/16" 12PT DEEP SKT	1
11-328	7/8" 12PT DEEP SKT	1
11-330	15/16" 12PT DEEP SKT	1
11-332	1" 12PT DEEP SKT	1
11-512	3/8" 12PT FLEX SKT	1
11-514	7/16" 12PT FLEX SKT	1
11-516	1/2" 12PT FLEX SKT	1
11-518	9/16" 12PT FLEX SKT	1
11-520	5/8" 12PT FLEX SKT	1
11-522	11/16" 12PT FLEX SKT	1
11-524	3/4" 12PT FLEX SKT	1
11-708	1/8" HEXDRVR SKT	1
11-710	5/32" HEXDRVR SKT	1
11-711	3/16" HEXDRVR SKT	1
11-712	7/32" HEXDRVR SKT	1
11-713	1/4" HEXDRVR SKT	1
11-714	5/16" HEXDRVR SKT	1
11-715	3/8" HEXDRVR SKT	1
11-802	1/4" SCREWDRVR SKT	1
11-803	5/16" SCREWDRVR SKT	1
11-805	3/8" SCREWDRVR SKT	1
11-821	#1 SCREWDRVR SKT	1
11-822	#2 SCREWDRVR SKT	1
11-825	#3 SCREWDRVR SKT	1
11-828	#4 SCREWDRVR SKT	1
11-870	T10 STD TORXDRVR SKT	1
11-872	T15 STD TORXDRVR SKT	1
11-874	T20 STD TORXDRVR SKT	1
11-876	T25 STD TORXDRVR SKT	1
11-878	T27 STD TORXDRVR SKT	1
11-880	T30 STD TORXDRVR SKT	1
11-882	T40 STD TORXDRVR SKT	1
11-884	T45 STD TORXDRVR SKT	1
11-886	T50 STD TORXDRVR SKT	1
11-888	T55 STD TORXDRVR SKT	1
11-913	ROUND HD RATCHET 8	1
11-918	HINGE HANDLE 8-1/2	1
11-921	1-3/4" EXTENSION	1
11-922	3" EXTENSION	1
11-923	6" EXTENSION	1
11-925	8" EXTENSION	1
11-927	12" EXTENSION	1
11-929	FLEX EXTENSION 7	1
11-935	SPEEDER 16-1/2	1
11-938	T-HANDLE	1
11-943	PLASTIC HANDL DRVR	1
11-947	UNIVERSAL JOINT	1
11-951	ADAPTER 1/4 MALE	1

11-952	ADAPTER 1/2 MALE	1
11-972	RATCHET 7-3/8	1
11-973	RATCHET 10-1/2	1
11-974	FLEX HD RATCHET 9-1/2	1
11-978	ERGO RATCHET 8-3/8	1

**95-921**  
**1/4" & 3/8" DRIVE INDUSTRIAL FINISH SOCKETS & DRIVE TOOLS**

Product	Description	Qty
<b>1/4" DRIVE</b>		
18-006	3/16" 6PT THIN PWR SKT	1
18-007	7/32" 6PT THIN PWR SKT	1
18-008	1/4" 6PT THIN PWR SKT	1
18-009	9/32" 6PT THIN PWR SKT	1
18-010	5/16" 6PT THIN PWR SKT	1
18-011	11/32" 6PT THIN PWR SKT	1
18-012	3/8" 6PT THIN PWR SKT	1
18-014	7/16" 6PT THIN PWR SKT	1
18-016	1/2" 6PT THIN PWR SKT	1
18-076	3/16" 6PT MAG PWR SKT	1
18-078	1/4" 6PT MAG PWR SKT	1
18-079	9/32" 6PT MAG PWR SKT	1
18-080	5/16" 6PT MAG PWR SKT	1
18-081	11/32" 6PT MAG PWR SKT	1
18-082	3/8" 6PT MAG PWR SKT	1
18-084	7/16" 6PT MAG PWR SKT	1
18-086	1/2" 6PT MAG PWR SKT	1
18-206	3/16" 6PT DEEP THIN PWR	1
18-208	1/4" 6PT DEEP THIN PWR	1
18-209	9/32" 6PT DEEP THIN PWR	1
18-210	5/16" 6PT DEEP THIN PWR	1
18-211	11/32" 6PT DEEP THIN PWR	1
18-212	3/8" 6PT DEEP THIN PWR	1
18-214	7/16" 6PT DEEP THIN PWR	1
18-216	1/2" 6PT DEEP THIN PWR	1
18-921	2" PWR EXTENSION	1
18-923	6" PWR EXTENSION	1
18-972	4-3/4" BLACK RATCHET	1
<b>3/8" DRIVE</b>		
19-008	1/4" 6PT PWR SKT	1
19-010	5/16" 6PT PWR SKT	1
19-012	3/8" 6PT PWR SKT	1
19-014	7/16" 6PT PWR SKT	1
19-016	1/2" 6PT PWR SKT	1
19-018	9/16" 6PT PWR SKT	1
19-020	5/8" 6PT PWR SKT	1
19-022	11/16" 6PT PWR SKT	1
19-024	3/4" 6PT PWR SKT	1
19-080	5/16" 6PT MAG PWR SKT	1
19-082	3/8" 6PT MAG PWR SKT	1
19-084	7/16" 6PT MAG PWR SKT	1
19-086	1/2" 6PT MAG PWR SKT	1
19-088	9/16" 6PT MAG PWR SKT	1
19-108	1/4" 12PT THIN WALL PWR	1
19-110	5/16" 12PT THIN WALL PWR	1
19-112	3/8" 12PT THIN WALL PWR	1
19-114	7/16" 12PT THIN WALL PWR	1
19-116	1/2" 12PT THIN WALL PWR	1
19-118	9/16" 12PT THIN WALL PWR	1
19-120	5/8" 12PT THIN WALL PWR	1
19-122	11/16" 12PT THIN WALL PWR	1
19-124	3/4" 12PT THIN WALL PWR	1
19-126	13/16" 12PT THIN WALL PWR	1
19-128	7/8" 12PT THIN WALL PWR	1
19-130	15/16" 12PT THIN WALL PWR	1
19-132	1" 12PT THIN WALL PWR	1
19-208	1/4" 6PT DEEP PWR SKT	1
19-210	5/16" 6PT DEEP PWR SKT	1
19-212	3/8" 6PT DEEP PWR SKT	1
19-214	7/16" 6PT DEEP PWR SKT	1
19-216	1/2" 6PT DEEP PWR SKT	1
19-218	9/16" 6PT DEEP PWR SKT	1
19-220	5/8" 6PT DEEP PWR SKT	1
19-222	11/16" 6PT DEEP PWR SKT	1
19-224	3/4" 6PT DEEP PWR SKT	1
19-913	ROUND HEAD RATCHET 8	1
19-918	HINGE HDL 8-1/2	1
19-922	PWR EXTNSION 3	1
19-923	PWR EXTNSION 6	1
19-947	POWR UNIVRSL JOINT	1
19-952	ADAPTER 1/2 MALE	1
19-972	RATCHET 7-3/8	1

**95-925**  
**1/2" DRIVE INDUSTRIAL FINISH SOCKETS AND DRIVE TOOLS**

Product	Description	Qty
20-012	3/8" 6PT IMPACT SKT	1

20-014	7/16" 6PT IMPACT SKT	1
20-016	1/2" 6PT IMPACT SKT	1
20-018	9/16" 6PT IMPACT SKT	1
20-020	5/8" 6PT IMPACT SKT	1
20-022	11/16" 6PT IMPACT SKT	1
20-024	3/4" 6PT IMPACT SKT	1
20-026	13/16" 6PT IMPACT SKT	1
20-028	7/8" 6PT IMPACT SKT	1
20-030	15/16" 6PT IMPACT SKT	1
20-032	1" 6PT IMPACT SKT	1
20-034	1-1/16" 6PT IMPACT SKT	1
20-036	1-1/8" 6PT IMPACT SKT	1
20-038	1-3/16" 6PT IMPACT SKT	1
20-040	1-1/4" 6PT IMPACT SKT	1
20-042	1-5/16" 6PT IMPACT SKT	1
20-048	1-1/2" 6PT IMPACT SKT	1
20-082	3/8" 6PT MAG PWR SKT	1
20-084	7/16" 6PT MAG PWR SKT	1
20-086	1/2" 6PT MAG PWR SKT	1
20-088	9/16" 6PT MAG PWR SKT	1
20-112	3/8" 12PT THIN PWR	1
20-114	7/16" 12PT THIN PWR	1
20-116	1/2" 12PT THIN PWR	1
20-118	9/16" 12PT THIN PWR	1
20-120	5/8" 12PT THIN PWR	1
20-122	11/16" 12PT THIN PWR	1
20-124	3/4" 12PT THIN PWR	1
20-126	13/16" 12PT THIN PWR	1
20-128	7/8" 12PT THIN PWR	1
20-130	15/16" 12PT THIN PWR	1
20-132	1" 12PT THIN PWR	1
20-134	1-1/16" 12PT THIN PWR	1
20-136	1-1/8" 12PT THIN PWR	1
20-140	1-1/4" 12PT THIN PWR	1
20-142	1-5/16" 12PT THIN PWR	1
20-144	1-3/8" 12PT THIN PWR	1
20-146	1-7/16" 12PT THIN PWR	1
20-148	1-1/2" 12PT THIN PWR	1
20-212	3/8" 6PT DEEP IMPCT	1
20-214	7/16" 6PT DEEP IMPCT	1
20-216	1/2" 6PT DEEP IMPCT	1
20-218	9/16" 6PT DEEP IMPCT	1
20-220	5/8" 6PT DEEP IMPCT	1
20-222	11/16" 6PT DEEP IMPCT	1
20-224	3/4" 6PT DEEP IMPCT	1
20-226	13/16" 6PT DEEP IMPCT	1
20-228	7/8" 6PT DEEP IMPCT	1
20-230	15/16" 6PT DEEP IMPCT	1
20-232	1" 6PT DEEP IMPCT	1
20-234	1-1/16" 6PT DEEP IMPCT	1
20-236	1-1/8" 6PT DEEP IMPCT	1
20-240	1-1/4" 6PT DEEP IMPCT	1
20		

12-124	3/4" 12PT SKT	1
12-126	13/16" 12PT SKT	1
12-128	7/8" 12PT SKT	1
12-130	15/16" 12PT SKT	1
12-132	1" 12PT SKT	1
12-134	1-1/16" 12PT SKT	1
12-136	1-1/8" 12PT SKT	1
12-138	1-3/16" 12PT SKT	1
12-140	1-1/4" 12PT SKT	1
12-142	1-5/16" 12PT SKT	1
12-148	1-1/2" 12PT SKT	1
12-212	3/8" 6PT DEEP SKT	1
12-214	7/16" 6PT DEEP SKT	1
12-216	1/2" 6PT DEEP SKT	1
12-218	9/16" 6PT DEEP SKT	1
12-220	5/8" 6PT DEEP SKT	1
12-222	11/16" 6PT DEEP SKT	1
12-224	3/4" 6PT DEEP SKT	1
12-226	13/16" 6PT DEEP SKT	1
12-228	7/8" 6PT DEEP SKT	1
12-230	15/16" 6PT DEEP SKT	1
12-232	1" 6PT DEEP SKT	1
12-234	1-1/16" 6PT DEEP SKT	1
12-236	1-1/8" 6PT DEEP SKT	1
12-238	1-3/16" 6PT DEEP SKT	1
12-240	1-1/4" 6PT DEEP SKT	1
12-242	1-5/16" 6PT DEEP SKT	1
12-248	1-1/2" 6PT DEEP SKT	1
12-312	3/8" 12PT DEEP SKT	1
12-314	7/16" 12PT DEEP SKT	1
12-316	1/2" 12PT DEEP SKT	1
12-318	9/16" 12PT DEEP SKT	1
12-320	5/8" 12PT DEEP SKT	1
12-322	11/16" 12PT DEEP SKT	1
12-324	3/4" 12PT DEEP SKT	1
12-326	13/16" 12PT DEEP SKT	1
12-328	7/8" 12PT DEEP SKT	1
12-330	15/16" 12PT DEEP SKT	1
12-332	1" 12PT DEEP SKT	1
12-334	1-1/16" 12PT DEEP SKT	1
12-336	1-1/8" 12PT DEEP SKT	1
12-338	1-3/16" 12PT DEEP SKT	1
12-340	1-1/4" 12PT DEEP SKT	1
12-342	1-5/16" 12PT DEEP SKT	1
12-348	1-1/2" 12PT DEEP SKT	1
12-713	1/4" HEXDRVR SKT	1
12-714	5/16" HEXDRVR SKT	1
12-715	3/8" HEXDRVR SKT	1
12-716	7/16" HEXDRVR SKT	1
12-717	1/2" HEXDRVR SKT	1
12-718	9/16" HEXDRVR SKT	1
12-719	5/8" HEXDRVR SKT	1
12-721	3/4" HEXDRVR SKT	1
12-802	1/4" SCREWDRVR SKT	1
12-803	5/16" SCREWDRVR SKT	1
12-805	3/8" SCREWDRVR SKT	1
12-821	#1 SCREWDRVR SKT	1
12-822	#2 SCREWDRVR SKT	1
12-825	#3 SCREWDRVR SKT	1
12-828	#4 SCREWDRVR SKT	1
12-878	T27 TORXDRVR SKT	1
12-880	T30 TORXDRVR SKT	1
12-882	T40 TORXDRVR SKT	1
12-884	T45 TORXDRVR SKT	1
12-886	T50 TORXDRVR SKT	1
12-888	T55 TORXDRVR SKT	1
12-890	T60 TORXDRVR SKT	1

### 95-927 1/2" DRIVE TOOLS

Product	Description	Qty
12-913	ROUND HD RATCHET 11	1
12-914	ROUND HD RATCHET 15	1
12-917	HINGE HANDLE 12	1
12-918	HINGE HANDLE 17	1
12-921	EXTENSION 2	1
12-923	EXTENSION 5	1
12-924	EXTENSION 10	1
12-927	EXTENSION 20	1
12-935	SPEEDER 19	1
12-938	T-HANDLE	1
12-944	RATCHET ADAPTER	1
12-947	UNIVERSAL JOINT	1
12-951	ADAPTER 3/8 MALE	1
12-952	ADAPTER 3/4 MALE	1
12-972	RATCHET 10-1/2	1
12-973	RATCHET 15	1
12-974	FLX HD RATCH 14-1/4	1

### 95-928 3/8" & 1/2" DRIVE METRIC SOCKETS

Product	Description	Qty
38-106	6MM 12PT SKT	1
38-107	7MM 12PT SKT	1
38-108	8MM 12PT SKT	1
38-109	9MM 12PT SKT	1
38-110	10MM 12PT SKT	1
38-111	11MM 12PT SKT	1
38-112	12MM 12PT SKT	1
38-113	13MM 12PT SKT	1
38-114	14MM 12PT SKT	1
38-115	15MM 12PT SKT	1
38-116	16MM 12PT SKT	1
38-117	17MM 12PT SKT	1
38-118	18MM 12PT SKT	1
38-119	19MM 12PT SKT	1
38-120	20MM 12PT SKT	1
38-121	21MM 12PT SKT	1
38-122	22MM 12PT SKT	1
38-306	6MM 12PT DEEP SKT	1
38-307	7MM 12PT DEEP SKT	1
38-308	8MM 12PT DEEP SKT	1
38-309	9MM 12PT DEEP SKT	1
38-310	10MM 12PT DEEP SKT	1
38-311	11MM 12PT DEEP SKT	1
38-312	12MM 12PT DEEP SKT	1
38-313	13MM 12PT DEEP SKT	1
38-314	14MM 12PT DEEP SKT	1
38-315	15MM 12PT DEEP SKT	1
38-316	16MM 12PT DEEP SKT	1
38-317	17MM 12PT DEEP SKT	1
38-318	18MM 12PT DEEP SKT	1
38-319	19MM 12PT DEEP SKT	1
38-320	20MM 12PT DEEP SKT	1
38-321	21MM 12PT DEEP SKT	1
38-322	22MM 12PT DEEP SKT	1
38-705	3MM HEXDRVR SKT	1
38-707	4MM HEXDRVR SKT	1
38-709	5MM HEXDRVR SKT	1
38-711	6MM HEXDRVR SKT	1
38-712	7MM HEXDRVR SKT	1
38-713	8MM HEXDRVR SKT	1
38-714	9MM HEXDRVR SKT	1
38-715	10MM HEXDRVR SKT	1
39-110	1/2" DRIVE 10MM 12PT SKT	1
39-111	11MM 12PT SKT	1
39-112	12MM 12PT SKT	1
39-113	13MM 12PT SKT	1
39-114	14MM 12PT SKT	1
39-115	15MM 12PT SKT	1
39-116	16MM 12PT SKT	1
39-117	17MM 12PT SKT	1
39-118	18MM 12PT SKT	1
39-119	19MM 12PT SKT	1
39-120	20MM 12PT SKT	1
39-121	21MM 12PT SKT	1
39-122	22MM 12PT SKT	1
39-123	23MM 12PT SKT	1
39-124	24MM 12PT SKT	1
39-125	25MM 12PT SKT	1
39-126	26MM 12PT SKT	1
39-127	27MM 12PT SKT	1
39-128	28MM 12PT SKT	1
39-129	29MM 12PT SKT	1
39-130	30MM 12PT SKT	1
39-132	32MM 12PT SKT	1
39-136	36MM 12PT SKT	1
39-310	10MM 12PT DEEP SKT	1
39-311	11MM 12PT DEEP SKT	1
39-312	12MM 12PT DEEP SKT	1
39-313	13MM 12PT DEEP SKT	1
39-314	14MM 12PT DEEP SKT	1
39-315	15MM 12PT DEEP SKT	1
39-316	16MM 12PT DEEP SKT	1
39-317	17MM 12PT DEEP SKT	1
39-318	18MM 12PT DEEP SKT	1
39-319	19MM 12PT DEEP SKT	1
39-320	20MM 12PT DEEP SKT	1
39-321	21MM 12PT DEEP SKT	1
39-322	22MM 12PT DEEP SKT	1
39-323	23MM 12PT DEEP SKT	1
39-324	24MM 12PT DEEP SKT	1
39-325	25MM 12PT DEEP SKT	1
39-326	26MM 12PT DEEP SKT	1
39-327	27MM 12PT DEEP SKT	1
39-328	28MM 12PT DEEP SKT	1
39-329	29MM 12PT DEEP SKT	1
39-330	30MM 12PT DEEP SKT	1

39-332	32MM 12PT DEEP SKT	1
39-711	6MM HEXDRVR SKT	1
39-713	8MM HEXDRVR SKT	1
39-715	10MM HEXDRVR SKT	1
39-717	12MM HEXDRVR SKT	1
39-719	14MM HEXDRVR SKT	1
39-722	17MM HEXDRVR SKT	1
39-724	19MM HEXDRVR SKT	1

### 95-929 3/4" DRIVE SOCKETS AND DRIVE TOOLS

Product	Description	Qty
13-124	3/4" 12PT SKT	1
13-126	13/16" 12PT SKT	1
13-128	7/8" 12PT SKT	1
13-130	15/16" 12PT SKT	1
13-132	1" 12PT SKT	1
13-134	1-1/16" 12PT SKT	1
13-136	1-1/8" 12PT SKT	1
13-138	1-3/16" 12PT SKT	1
13-140	1-1/4" 12PT SKT	1
13-142	1-5/16" 12PT SKT	1
13-144	1-3/8" 12PT SKT	1
13-146	1-7/16" 12PT SKT	1
13-148	1-1/2" 12PT SKT	1
13-150	1-9/16" 12PT SKT	1
13-152	1-5/8" 12PT SKT	1
13-154	1-11/16" 12PT SKT	1
13-156	1-3/4" 12PT SKT	1
13-158	1-13/16" 12PT SKT	1
13-160	1-7/8" 12PT SKT	1
13-164	2" 12PT SKT	1
13-328	7/8" 12PT DEEP SKT	1
13-330	15/16" 12PT DEEP SKT	1
13-332	1" 12PT DEEP SKT	1
13-334	1-1/16" 12PT DEEP SKT	1
13-336	1-1/8" 12PT DEEP SKT	1
13-340	1-1/4" 12PT DEEP SKT	1
13-342	1-5/16" 12PT DEEP SKT	1
13-344	1-3/8" 12PT DEEP SKT	1
13-346	1-7/16" 12PT DEEP SKT	1
13-348	1-1/2" 12PT DEEP SKT	1
13-352	1-5/8" 12PT DEEP SKT	1
13-906	19" RATCHET	1
13-918	22" HINGE HANDLE	1
13-922	5" EXTENSION	1
13-923	8" EXTENSION	1
13-925	15-1/2" EXTENSION	1
13-938	T-HANDLE	1
13-947	UNIVERSAL JOINT	1
13-951	ADAPTER 1/2 MALE	1
13-952	ADAPTER 1 MALE	1

### 95-930 COMBINATION WRENCHES

Product	Description	Qty
25-004	1/8" 6PT SHORT	1
25-005	5/32" 6PT SHORT	1
25-006	3/16" 6PT SHORT	1
25-007	7/32" 6PT SHORT	1
25-108	1/4" 12PT SHORT	1
25-110	5/16" 12PT SHORT	1
25-111	11/32" 12PT SHORT	1
25-112	3/8" 12PT SHORT	1
25-114	7/16" 12PT SHORT	1
25-116	1/2" 12PT SHORT	1
25-118	9/16" 12PT SHORT	1
25-119	19/32" 12PT SHORT	1
25-120	5/8" 12PT SHORT	1
25-122	11/16" 12PT SHORT	1
25-124	3/4" 12PT SHORT	1
25-125	25/32" 12PT SHORT	1
25-126	13/16" 12PT SHORT	1
25-128	7/8" 12PT SHORT	1
25-130	15/16" 12PT SHORT	1
25-132	1" 12PT SHORT	1
25-208	1/4" 12PT LONG	1
25-210	5/16" 12PT LONG	1
25-211	11/32" 12PT LONG	1
25-212	3/8" 12PT LONG	1
25-214	7/16" 12PT LONG	1
25-216	1/2" 12PT LONG	1
25-218	9/16" 12PT LONG	1
25-220	5/8" 12PT LONG	1
25-222	11/16" 12PT LONG	1
25-224	3/4" 12PT LONG	1
25-226	13/16" 12PT LONG	1
25-228	7/8" 12PT LONG	1
25-230	15/16" 12PT LONG	1
25-232	1" 12PT LONG	1

25-234	1-1/16" 12PT LONG	1
25-236	1-1/8" 12PT LONG	1
25-238	1-3/16" 12PT LONG	1
25-240	1-1/4" 12PT LONG	1

### 95-931 ADJUSTABLE WRENCHES

Product	Description	Qty
28-404	4" CHROME	1
28-406	6" CHROME	1
28-408	8" CHROME	1
28-410	10" CHROME	1
28-412	12" CHROME	1
28-415	15" CHROME	1
28-454	4" CUSHION GRIP	1
28-456	6" CUSHION GRIP	1
28-458	8" CUSHION GRIP	1
28-460	10" CUSHION GRIP	1
28-462	12" CUSHION GRIP	1
34-404	4" BLACK	1
34-406	6" BLACK	1
34-408	8" BLACK	1
34-410	10" BLACK	1
34-412	12" BLACK	1
34-415	15" BLACK	1

### 95-932 METRIC COMBINATION WRENCHES

Product	Description	Qty
52-004	4MM 6PT SHORT	1
52-005	5MM 6PT SHORT	1
52-083	5.5MM 6PT SHORT	1
52-006	6MM 6PT SHORT	1
52-007	7MM 6PT SHORT	1
52-008	8MM 6PT SHORT	1
52-109	9MM 12PT SHORT	1
52-110	10MM 12PT SHORT	1
52-111	11MM 12PT SHORT	1
52-112	12MM 12PT SHORT	1
52-113	13MM 12PT SHORT	1
52-114	14MM 12PT SHORT	1
52-115	15MM 12PT SHORT	1
52-116	16MM 12PT SHORT	1
52-117	17MM 12PT SHORT	1
52-118	18MM 12PT SHORT	1
52-119	19MM 12PT SHORT	1
52-206	6MM 12PT LONG	1
52-207	7MM 12PT LONG	1
52-208	8MM 12PT LONG	1
52-209	9MM 12PT LONG	1
52-210	10MM 12PT LONG	1
52-211	11MM 12PT LONG	1
52-212	12MM 12PT LONG	1
52-213	13MM 12PT LONG	1
52-214	14MM 12PT LONG	1
52-215	15MM 12PT LONG	1
52-216	16MM 12PT LONG	1
52-217	17MM 12PT LONG	1
52-218	18MM 12PT LONG	1
52-219	19MM 12PT LONG	1
52-220	20MM 12PT LONG	1
52-221	21MM 12PT LONG	1
52-222	22MM 12PT LONG	1
52-223	23MM 12PT LONG	1
52-224	24MM 12PT LONG	1
52-225	25MM 12PT LONG	1
52-226	26MM 12PT LONG	1
52-227	27MM 12PT LONG	1
52-228	28MM 12PT LONG	1
52-229	29MM 12PT LONG	1

54-590	9MM X10MM 6PT	1
54-593	11MM X 12MM 6PT	1
54-596	13MM X 14MM 6PT	1
54-599	15MM X 17MM 12PT	1
54-602	16MM X 18MM 12PT	1
54-605	19MM X 21MM 12PT	1

### 95-934 OPEN END WRENCHES

Product	Description	Qty
26-022	1/4 X 5/16	1
26-034	5/16 X 3/8	1
26-043	3/8 X 7/16	1
26-046	3/8 X 1/2	1
26-058	7/16 X 1/2	1
26-064	7/16 X 9/16	1
26-067	1/2 X 9/16	1
26-079	9/16 X 5/8	1
26-094	5/8 X 11/16	1
26-097	5/8 X 3/4	1
26-106	11/16 X 3/4	1
26-121	3/4 X 13/16	1
26-124	3/4 X 7/8	1
26-139	7/8 X 15/16	1
26-145	7/8 X 1-1/16	1
26-151	15/16 X 1	1
26-163	1 X 1-1/8	1
26-166	1-1/16 X 1-1/8	1
26-169	1-1/16 X 1-1/4	1
26-172	1-1/8 X 1-1/4	1

### 95-935 SPECIALTY WRENCHES

Product	Description	Qty
26-643	3/8X7/16 12PT 15' BOX	1
26-658	7/16X1/2 12PT 15' BOX	1
26-667	1/2X9/16 12PT 15' BOX	1
26-679	9/16X5/8 12PT 15' BOX	1
26-694	5/8X11/16 12PT 15' BOX	1
26-697	5/8X3/4 12PT 15' BOX	1
26-706	11/16X3/4 12PT 15' BOX	1
26-724	3/4X7/8 12PT 15' BOX	1
26-751	13/16X7/8 12PT 15' BOX	1
27-343	3/8X7/16 12PT 45' BOX	1
27-358	7/16X1/2 12PT 45' BOX	1
27-364	7/16X9/16 12PT 45' BOX	1
27-367	1/2X9/16 12PT 45' BOX	1
27-379	9/16X5/8 12PT 45' BOX	1
27-394	5/8X11/16 12PT 45' BOX	1
27-397	5/8X3/4 12PT 45' BOX	1
27-424	3/4X7/8 12PT 45' BOX	1
27-451	15/16X1 12PT 45' BOX	1
27-643	3/8X7/16 TAPPET	1
27-658	7/16X1/2 TAPPET	1
27-667	1/2X9/16 TAPPET	1
27-694	5/8X11/16 TAPPET	1
27-724	3/4X7/8 TAPPET	1
27-751	15/16X1 TAPPET	1
28-130	3/8X7/16 FLARE NUT	1
28-135	1/2X9/16 FLARE NUT	1
28-140	5/8X11/16 FLARE NUT	1
28-145	3/4X1 FLARE NUT	1
28-150	7/8X1-1/8 FLARE NUT	1

### 95-936 INDUSTRIAL FINISH COMBINATION WRENCHES

Product	Description	Qty
30-108	1/4" 12PT SHORT	1
30-110	5/16" 12PT SHORT	1
30-112	3/8" 12PT SHORT	1
30-114	7/16" 12PT SHORT	1
30-116	1/2" 12PT SHORT	1
30-118	9/16" 12PT SHORT	1
30-120	5/8" 12PT SHORT	1
30-122	11/16" 12PT SHORT	1
30-124	3/4" 12PT SHORT	1
30-126	13/16" 12PT SHORT	1
30-128	7/8" 12PT SHORT	1
30-130	15/16" 12PT SHORT	1
30-132	1" 12PT SHORT	1
30-208	1/4" 12PT LONG	1
30-210	5/16" 12PT LONG	1
30-211	11/32" 12PT LONG	1

30-212	3/8" 12PT LONG	1
30-214	7/16" 12PT LONG	1
30-216	1/2" 12PT LONG	1
30-218	9/16" 12PT LONG	1
30-220	5/8" 12PT LONG	1
30-222	11/16" 12PT LONG	1
30-224	3/4" 12PT LONG	1
30-226	13/16" 12PT LONG	1
30-228	7/8" 12PT LONG	1
30-230	15/16" 12PT LONG	1
30-232	1" 12PT LONG	1
30-234	1-1/16" 12PT LONG	1
30-236	1-1/8" 12PT LONG	1
30-240	1-1/4" 12PT LONG	1

### 95-937 PIPE WRENCHES

Product	Description	Qty
73-006	6" STRAIGHT	1
73-008	8" STRAIGHT	1
73-010	10" STRAIGHT	1
73-012	12" STRAIGHT	1
73-014	14" STRAIGHT	1
73-018	18" STRAIGHT	1
73-024	24" STRAIGHT	1

### 95-938 TORQUE WRENCHES

Product	Description	Qty
64-005	CLICKER 1/4DR 3-36 IN/LB	1
64-032	CLICKER 1/4DR 20-200 IN/LB	1
64-041	CLICKER 3/8DR 25-250 IN/LB	1
64-046	CLICKER 3/8DR 10-100 FT/LB	1
64-084	CLICKER 1/2DR 10-100 FT/LB	1
64-085	CLICKER 1/2DR 15-150 FT/LB	1
64-086	CLICKER 1/2DR 25-250 FT/LB	1
64-352	DIAL 3/8DR 0-250 IN/LB	1
64-740	BEAM 1/2DR 0-150 FT/LB	1

### 95-940 SOFT FACE HAMMERS & TIPS

Product	Description	Qty
69-003	HAMMER 8 OZ 1" HEAD	1
69-009	HAMMER 12 OZ 1-1/2" HEAD	1
69-011	HAMMER 1 LB 1-1/2" HEAD	1
69-013	HAMMER 1-1/4 LB 1-1/2" HEAD	1
69-017	HAMMER 1-1/4 LB 2" HEAD	1
69-019	HAMMER 2 LB 2" HEAD	1
69-142	TIP 1" SOFT BROWN	1
69-143	TIP 1" MED RED	1
69-145	TIP 1" TOUGH GREEN	1
69-146	TIP 1" MED HARD CREAM	1
69-148	TIP 1" HARD BLCK	1
69-149	TIP 1" EX-HARD YELLOW	1
69-152	TIP 1-1/2" SOFT BROWN	1
69-153	TIP 1-1/2" MED RED	1
69-155	TIP 1-1/2" TOUGH GREEN	1
69-156	TIP 1-1/2" MED HARD CREAM	1
69-158	TIP 1-1/2" HARD BLCK	1
69-159	TIP 1-1/2" EX-HARD YELLOW	1
69-162	TIP 2" SOFT BROWN	1
69-163	TIP 2" MED RED	1
69-165	TIP 2" TOUGH GREEN	1
69-166	TIP 2" MED HARD CREAM	1
69-168	TIP 2" HARD BLACK	1
69-169	TIP 2" EX-HARD YELLOW	1
69-172	TIP 2-1/2" SOFT BROWN	1
69-173	TIP 2-1/2" MED RED	1
69-175	TIP 2-1/2" TOUGH GREEN	1
69-176	TIP 2-1/2" MED HARD CREAM	1
69-178	TIP 2-1/2" HARD BLACK	1
69-179	TIP 2-1/2" EX-HARD YELLOW	1

### 95-941 HAMMERS

Product	Description	Qty
69-442	BALL PEIN 4 OZ HICKORY	1
69-444	BALL PEIN 8 OZ HICKORY	1
69-446	BALL PEIN 12 OZ HICKORY	1
69-448	BALL PEIN 1 LB HICKORY	1
69-450	BALL PEIN 1-1/2 LB HICKORY	1
69-452	BALL PEIN 2 LB HICKORY	1
69-503	2 LB POWER DRIVE	1
69-505	3 LB POWER DRIVE	1

69-513	1-1/2 LB BRASS	1
69-515	2-1/2 LB BRASS	1

### 95-945 PUNCHES AND CHISELS

Product	Description	Qty
70-101	PIN PUNCH 1/16 PT	2
70-103	PIN PUNCH 3/32 PT	2
70-105	PIN PUNCH 1/8 PT	2
70-107	PIN PUNCH 5/32 PT	2
70-109	PIN PUNCH 3/16 PT	2
70-129	PIN PUNCH 7/32 PT	2
70-131	PIN PUNCH 1/4 PT	2
70-133	PIN PUNCH 5/16 PT	2
70-187	TAPER PUNCH 3/32 PT	2
70-189	TAPER PUNCH 1/8 PT	2
70-191	TAPER PUNCH 5/32 PT	2
70-193	TAPER PUNCH 3/16 PT	2
70-195	TAPER PUNCH 7/32 PT	2
70-197	TAPER PUNCH 1/4 PT	2
70-199	TAPER PUNCH 5/16 PT	2
70-201	TAPER PUNCH 3/8 PT	2
70-221	ALIGNING PUNCH 5/16 PT	2
70-231	CENTER PUNCH 1/4 HEX	2
70-233	CENTER PUNCH 5/16 HEX	2
70-235	CENTER PUNCH 3/8 HEX	2
70-239	CENTER PUNCH 1/2 HEX	2
70-241	CENTER PUNCH 5/8 HEX	2
70-251	PRICK PUNCH 1/4 HEX	2
70-253	PRICK PUNCH 5/16 HEX	2
70-255	PRICK PUNCH 3/8 HEX	2
70-301	STD COLD CHISEL 1/4 CUT	2
70-303	STD COLD CHISEL 5/16 CUT	2
70-305	STD COLD CHISEL 3/8 CUT	2
70-307	STD COLD CHISEL 7/16 CUT	2
70-309	STD COLD CHISEL 1/2 CUT	2
70-311	STD COLD CHISEL 5/8 CUT	2
70-313	STD COLD CHISEL 3/4 CUT	2
70-315	STD COLD CHISEL 7/8 CUT	2
70-317	STD COLD CHISEL 1 CUT	2
70-319	STD COLD CHISEL 1-1/8 CUT	2
70-347	12 COLD CHISEL 5/8 CUT	2
70-353	12 COLD CHISEL 3/4 CUT	2
70-361	12 COLD CHISEL 7/8 CUT	2
70-367	12 COLD CHISEL 1 CUT	2
70-531	PRY BAR W/HDL 3/8 SQ X 12	1
70-533	PRY BAR W/HDL 3/8 SQ X 12	1
70-535	PRY BAR W/HDL 1/2 SQ X 18	1
70-865	HACKSAW 10-12" BLADE	1

### 95-950 DEEP THROAT C-CLAMPS

Product	Description	Qty
78-401	0 TO 1-1/2	1
78-402	0 TO 2	1
78-403	0 TO 3	1
78-404	0 TO 4	1
78-406	0 TO 6	1
78-408	0 TO 8	1
78-410	3 TO 10	1

### 95-955 SCREWDRIVERS - PLAIN HANDLE

Product	Description	Qty
66-102	1/4 X 4 ROUND	1
66-103	5/16 X 6 ROUND	1
66-106	3/8 X 8 ROUND	1
66-108	3/8 X 10 ROUND	1
66-150	#2 STUBBY PHILLIPS	1
66-153	#1 3/16 X 3 PHILLIPS	1
66-154	#0 1/8 X 2.5 PHILLIPS	1
66-156	#2 1/4 X 4 PHILLIPS	1
66-161	#3 5/16 X 6 PHILLIPS	1
66-164	#4 3/8 X 8 PHILLIPS	1
66-232	STUBBY SQUARE	1
66-203	3/16 X 4 SQUARE	1
66-208	1/4 X 4 SQUARE	1
66-211	1/4 X 6 SQUARE	1
66-218	5/16 X 4 SQUARE	1
66-217	5/16 X 6 SQUARE	1
66-220	3/8 X 8 SQUARE	1
66-221	3/8 X 10 SQUARE	1
66-251	1/8 X 3.5 CABINET	1
66-261	3/16 X 3 CABINET	1
66-262	3/16 X 4 CABINET	1

66-265	3/16 X 5 CABINET	1
66-267	3/16 X 6 CABINET	1
66-268	3/16 X 8 CABINET	1
66-321	T10 3/16 X 3 TORX	1
66-323	T15 3/16 X 3 TORX	1
66-326	T20 3/16 X 3 TORX	1
66-327	T25 3/16 X 3 TORX	1
66-329	T27 1/4 X 4 TORX	1
66-330	T30 1/4 X 4 TORX	1

### 95-956 CUSHION GRIP SCREWDRIVERS, NUT DRIVERS, SCREW STARTERS

Product	Description	Qty
66-501	1/4 X 4 ROUND	1
66-504	5/16 X 6 ROUND	1
66-507	3/8 X 8 ROUND	1
66-521	#2 STUBBY PHILLIPS	1
66-524	#1 3/16 X 3 PHILLIPS	1
66-527	#2 1/4 X 4 PHILLIPS	1
66-530	#3 5/16 X 6 PHILLIPS	1
66-541	STUBBY SQUARE	1
66-544	1/4 X 4 SQUARE	1
66-547	5/16 X 6 SQUARE	1
66-550	3/8 X 8 SQUARE	1
66-553	3/8 X 10 SQUARE	1
66-561	3/16 X 3 CABINET	1
66-564	3/16 X 6 CABINET	1
66-567	3/16 X 8 CABINET	1
66-570	3/16 X 10 CABINET	1
66-806	3/16 HEX NUTDRVR	1
66-807	7/32 HEX NUTDRVR	1
66-808	1/4 HEX NUTDRVR	1
66-809	9/32 HEX NUTDRVR	1
66-810	5/16 HEX NUTDRVR	1
66-811	11/32 HEX NUTDRVR	1
66-812	3/8 HEX NUTDRVR	1
66-814	7/16 HEX NUTDRVR	1
66-816	1/2 HEX NUTDRVR	1
66-818	9/16 HEX NUTDRVR	1
66-820	5/8 HEX NUTDRVR	1
66-924	5" STARTER/SLOTTED	1
66-927	9" STARTER/SLOTTED	1
66-933	5" STARTER/PHILLIPS	1
66-936	9" STARTER/PHILLIPS	1
66-943	5" NUT STARTER	1

### 95-960 PLIERS - CUSHION GRIP

Product	Description	Qty
67-065	7-1/4" LINEMAN'S	1
67-067	8-1/2" LINEMAN'S	1
67-069	9-1/4" LINEMAN'S	1
67-113	8" HVY DUTY DIAG CUTTING	1
67-123	8" HD CUTTING ANGL HEAD	1
67-155	4-3/16" DIAG CUTTING	1
67-159	5-1/2" DIAG CUTTING	1
67-161	6" DIAG CUTTING	1
67-163	7-11/16" DIAG CUTTING	1
67-257	6-5/8" CHAIN NS W/O CUTTER	1
67-305	6-5/8" CHAIN NS W CUTTER	1
67-307	7-1/8" CHAIN NS W/O CUTTE	1
67-367	6-5/8" LONG SLIM NEEDLE NS	1
67-369	6-5/8" SLIM SPRG NEEDLE NS	1
67-401	6-1/4" BENT NEEDLE NS	1
67-503	8" LG REACH DUCKBILL	1
67-535	8-1/2" END CUTTING NIPPER	1
67-667	6-1/2" COMB SLIP JOINT	1
67-669	8" COMB SLIP JOINT	1
67-777	6-1/2" TONGUE & GROOVE	1
67-779	10" TONGUE & GROOVE	1
67-781	12" TONGUE & GROOVE	1

### 95-900 UNIVERSAL BOARD PACKAGE (CREATE A CUSTOM MERCHANDISER WITH A BOARD, A BLANK OVERLAY AND HOOKS)

